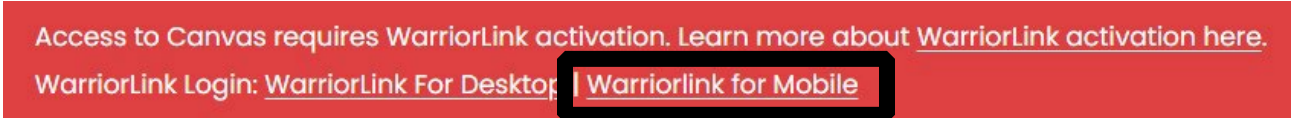



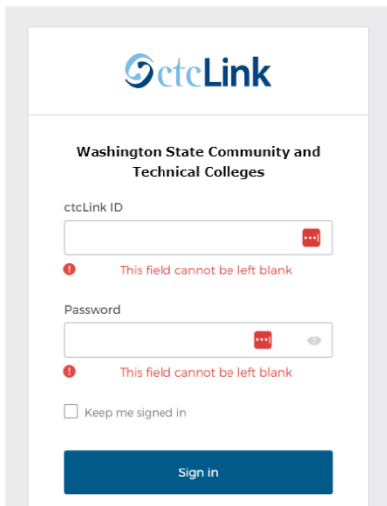
- 1) To view your account balance, log into your ctcLink account. A direct link is located in the red banner on the wwcc.edu webpage.



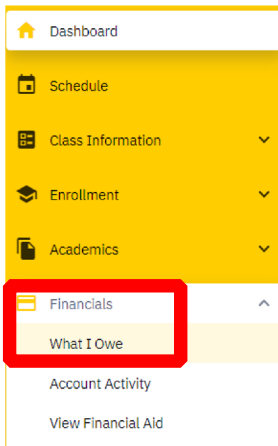
- 2) Select the ctcLink Login tile



- 3) Log in with your ctcLink ID number and password



- 4) Click on "Financials" then "What I Owe"



- 5) In the example below, this student has a balance for two different quarters. Clicking on the on the arrows expands the display to see the individual charges. This will only show charges owing, not payments or financial aid awards.

The screenshot shows a 'What I Owe' interface. At the top, it displays 'I Owe: \$2,760.56'. Below this, there are two sections for different quarters. The 'WINTER 2023' section shows a total due of \$1,719.10 and lists various fees such as Comprehensive Fee, Elearn Fully Online Fee, Facilities Fee, and NonResident Building Diff. The 'FALL 2022' section shows a total due of \$1,041.46 and lists fees like Comprehensive Fee, Facilities Fee, and NonRes Building Diff. A red arrow points to the 'FALL 2022' section.

OUTSTANDING CHARGES	DUE DATE	AMOUNT
Comprehensive Fee	12/23/2022	\$24.50
Elearn Fully Online Fee	12/23/2022	\$25.00
Facilities Fee	12/23/2022	\$45.00
NonRes Building Diff	12/23/2022	\$79.55
NonResident Building	12/23/2022	\$64.70
NonResident Operating	12/23/2022	\$75.00
NonResident Operating	12/23/2022	\$492.95
NonResident Operating Diff	12/23/2022	\$836.15
NonResident S & A	12/23/2022	\$61.25
Technology Fee	12/23/2022	\$15.00

OUTSTANDING CHARGES	DUE DATE	AMOUNT
Comprehensive Fee	11/02/2022	\$14.70
Facilities Fee	11/02/2022	\$27.00
NonRes Building Diff	11/02/2022	\$47.73

When are ready to make a payment, click on “Make a Payment”. Follow the directions for making a payment via Credit Card. If you need to pay using a different method or have questions, please contact Cashiering at cashiering@wwcc.edu (509-426-7960).

- 6) Optional: Click on “Financials” then “View Financial Aid” to see what aid you have in place for each quarter. (For your convenience, you can also click on Account Activity to see payments, charges, and financial aid disbursements together, filtered by term).

The screenshot shows a navigation menu under the 'Academics' header. The 'Financials' section is expanded, showing options like 'What I Owe', 'Account Activity', 'View Financial Aid', 'Accept/Decline Awards', 'Satisfactory Academic Progress', 'Financial Aid Summary', and 'View 1098-T'. The 'View Financial Aid' option is highlighted with a red box.