

# Walla Walla Community College Facts 2016-17

	Headcount	AAFTE	Student/Faculty Ratio	All Employees	651
<b>All Funds</b>	<b>9,349</b>	<b>4,663</b>	17.14	FT Faculty	132
State-funded	4,947	2,834		PT Faculty	286
Contract-funded	3,938	1,793		Exempt	116
Student-funded	849	36		Classified	117

Counts by funding source may duplicate.

### AAFTE by Location/Mode of Delivery

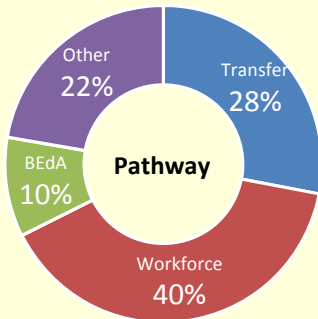
Walla Walla	2,144
Clarkston	387
Distance	450
WSP	794
Coyote Ridge	757
Other	131

### Total Awards Conferred

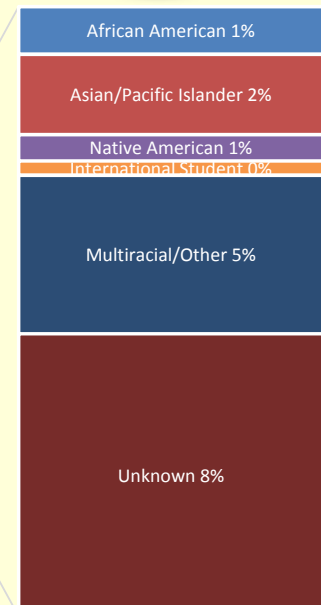
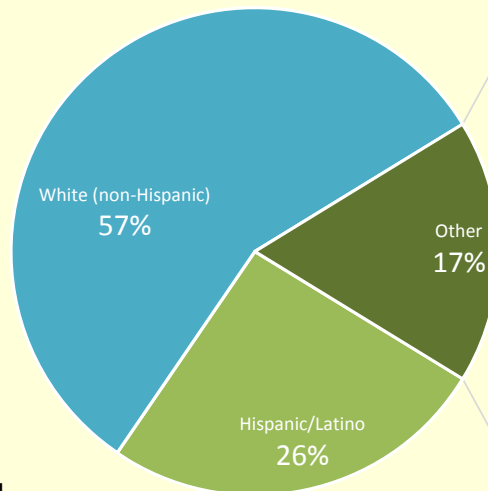
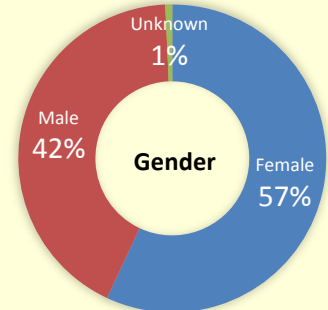
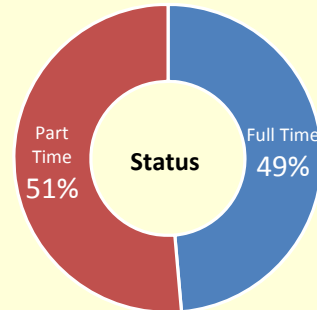
Academic Transfer Degrees	405
Workforce Degrees	168
1 Yr or more Cert.	277
Less than 1 Yr Cert.	371
High School/GED®	132



### Student Demographics (state-funded only)



BEdA = Basic Education for Adults



Median age was 25.34 years old

55% of students received need-based aid